

Kortex Arcturus

The academic's guide to Kortex
2022/23

Kortext for academics

Using the Kortext Arcturus platform will give you the tools you need to deliver a learning experience to your students that will keep them engaged throughout their journey. Our platform provides your students with the course materials they need and you the tools to oversee their progress.

With our platform, you can:

- Access everything you need in one place
- Oversee your students' progress
- Collaborate to drive student engagement
- Provide support for your students

See what our academic users are saying:

"I like that I can look at the analytics and I can see that when I ask my students to read chapter 1 in week 1, that I can see how many people are doing so and I can reflect over the year. I can see nobody did that extra reading...nobody went there... it gives me a better understanding of what students are doing."

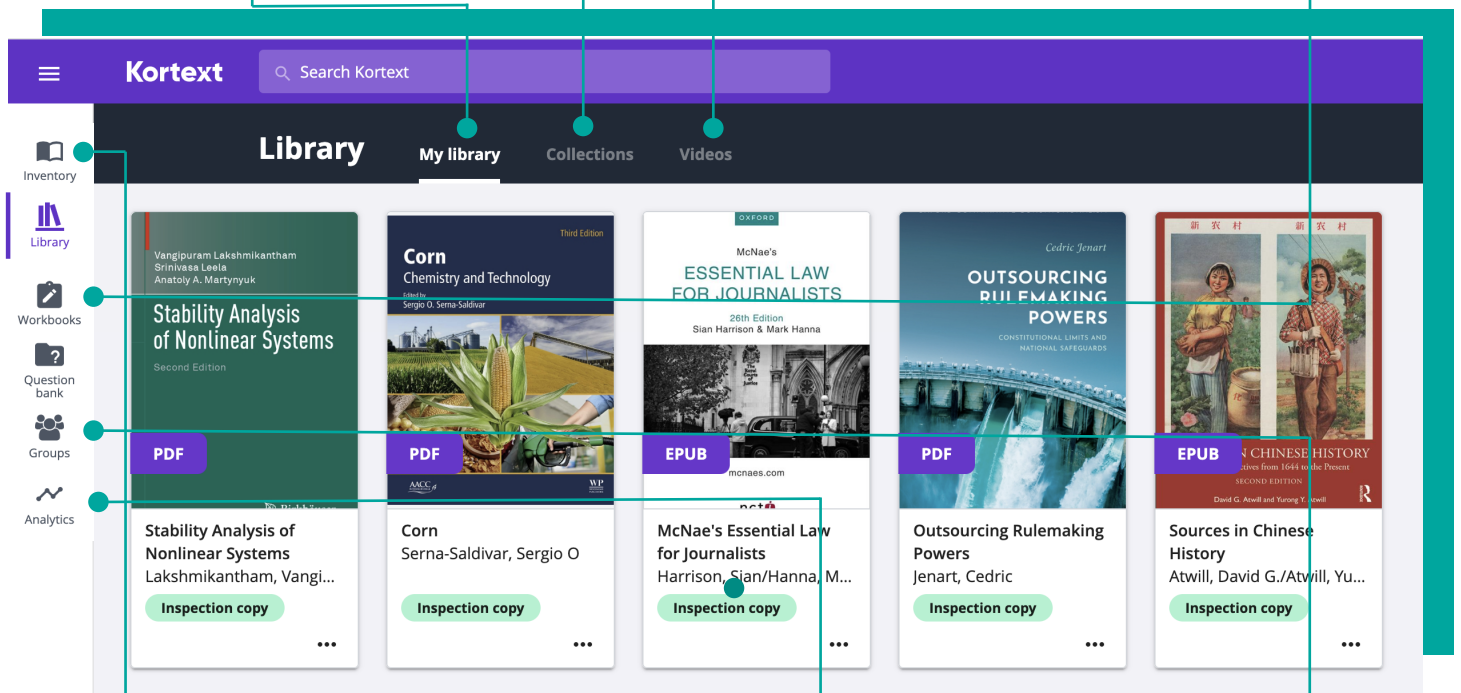
Jamie Halstead – Middlesex University, London

The bookshelf at a glance

We help our partner institutions take teaching and learning to the next level by leveraging Kortext's personalised, digital bookshelf.

Easy to navigate and fully searchable for seamless content discovery, the bookshelf is what your students will see when they log in. As an academic, it's inevitable that you may receive some student queries, or you may have queries about the platform functionalities yourself. This overview of the bookshelf should provide surface level answers. Read on for a closer look at the platform.

My library shows users the books that have been added to your bookshelf. All OER content if enabled at your institution. Kortext video content collated from BoClips if enabled. A central 'scratch pad' for student notes and annotations if enabled.



Inventory is where you can access inspection copies.

Kortext's market-leading learner analytics dashboard.

Groups enables you and your students to set up peer-to-peer and academic-to-peer study groups for easy collaboration and note-sharing.

The bookshelf – explained

Search

Our new Google-like intelligent search makes it even easier to find relevant content. This includes:

- **Predictive search** – when a user begins to type, the search will predict the word(s)
- **Predictive results** – a list of recommended results appear under the search Results can then be filtered by **best match**, **alphabetically**, by **publication year** and by **publisher**.

Inventory

Kortext's Inventory is exclusively available to academic users. This enables academic users to search Kortext's entire inventory to find texts suitable for their modules, automatically access them as inspection copies.

Groups

Kortext's Groups functionality enables academics and students to set up online study groups and instantly share notes with classmates for easy anytime, anywhere collaboration.

"It's been about three years now since I started using Kortext. I, like a lot of our students I guess I was reluctant to take on a new piece of technology at the beginning, but I do think that digital research is a very useful thing for students and Kortext to me is a relatively straightforward first step in that.

I don't really like the argument between a paper textbook and a digital textbook.

To me, Kortext is not about a textbook, it's about really beginning those digital research skills."

Mike Raith – Module Leader, Anglia Ruskin University, London

The bookshelf – explained

Collections

We have partnered with Jisc, the UK's digital body for education and research, to develop the Kortext Open Resources Collection, giving students access to 10,000 free eBooks and academic publications. These publications support a broad range of subjects from arts, business and environment, all the way through to information technology, medicine and English literature.

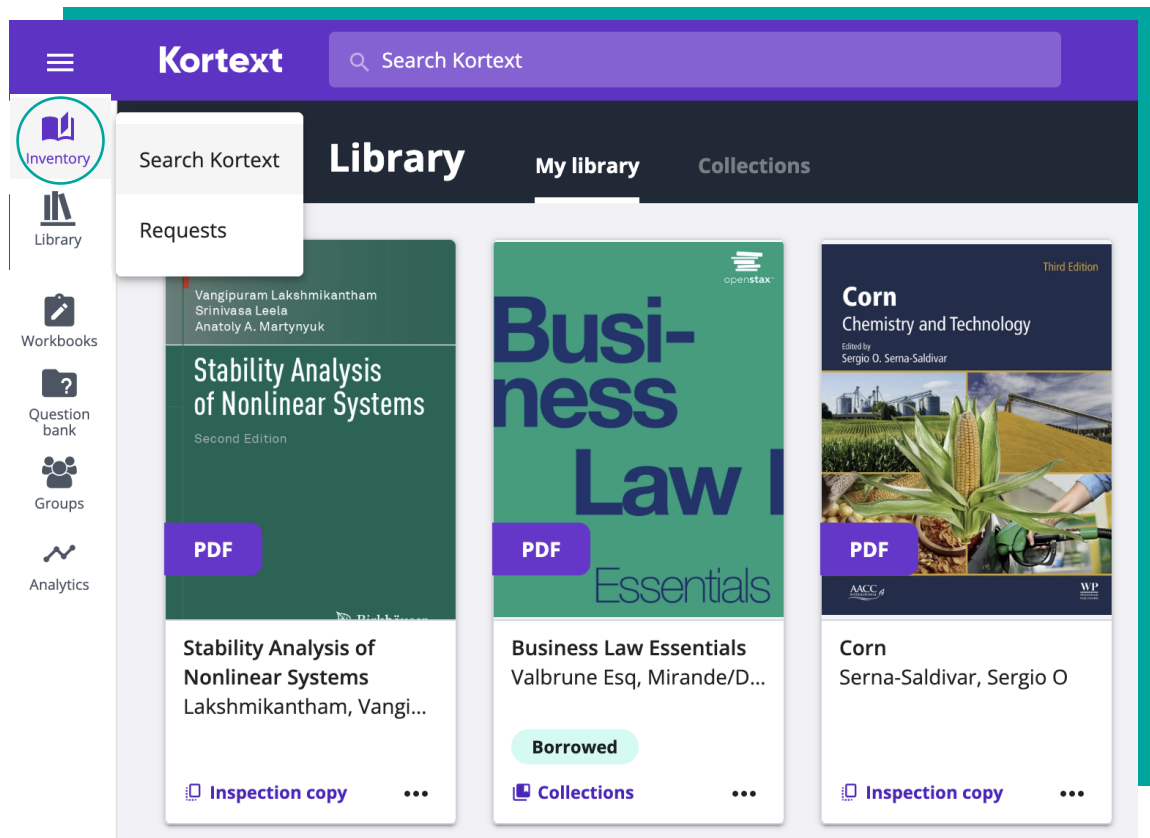
This collection is available to institutions on request.

Videos

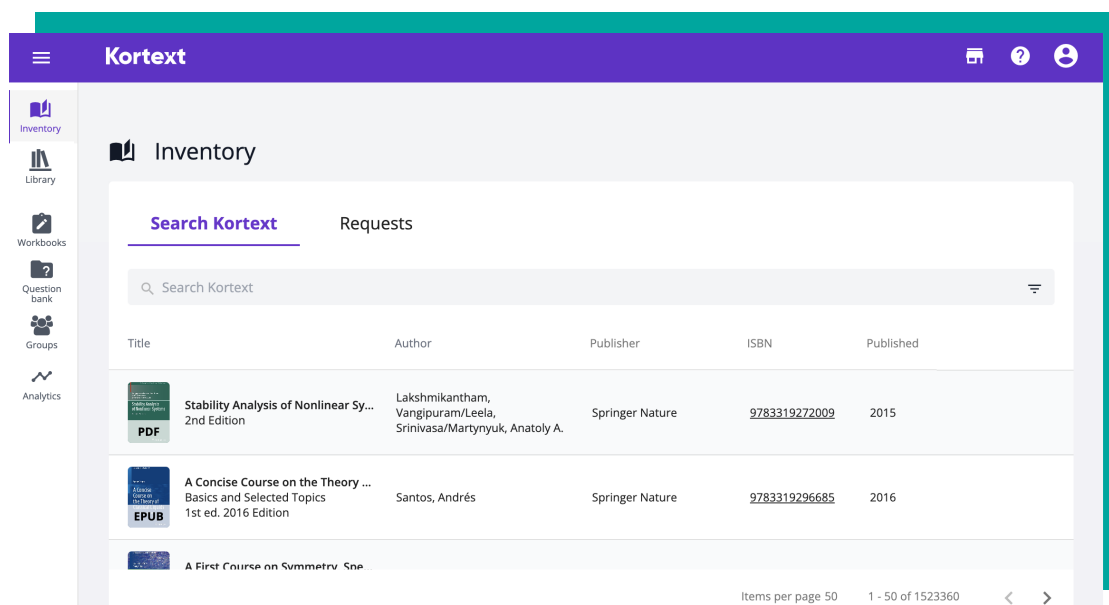
At their fingertips, Kortext users can access a suite of videos compiled in collaboration with Boclips to provide supplementary sources for student learning.

Inspection copies

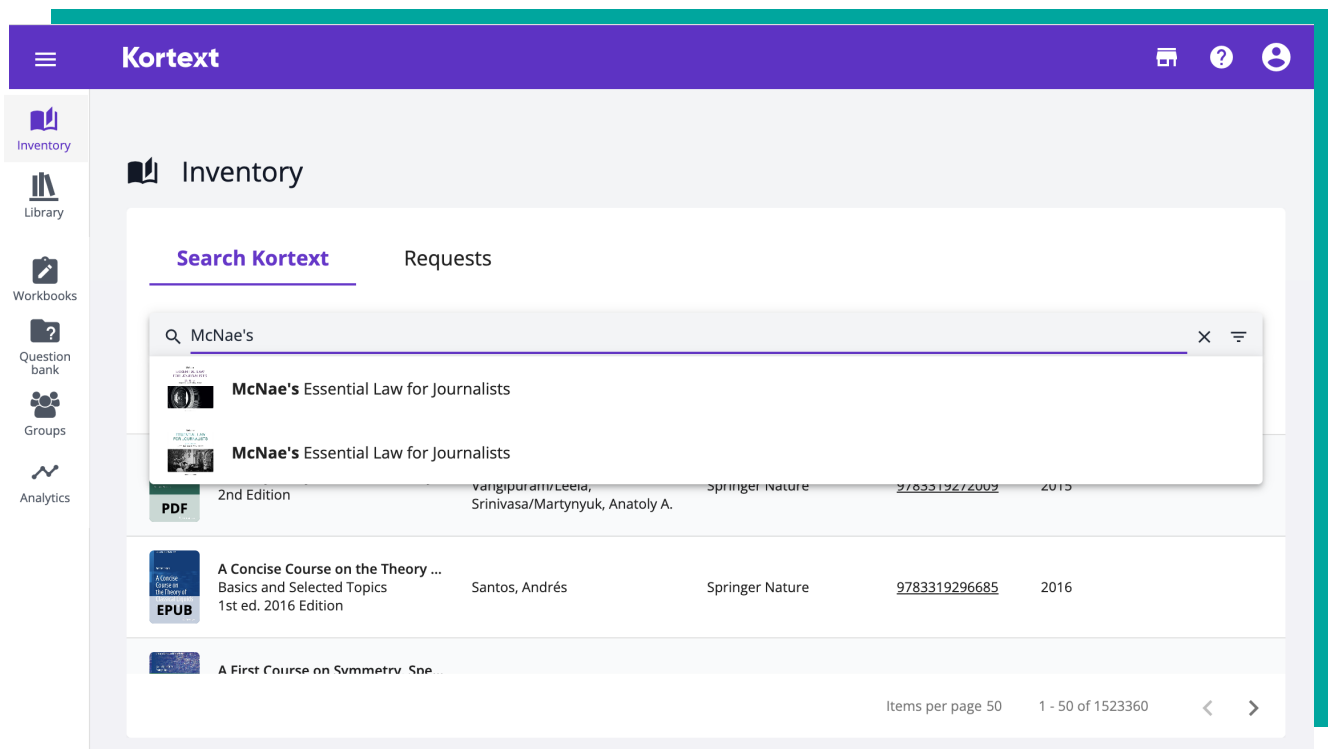
Inspection copies, often known as desk copies are available for 1 year after the book is published. To request an inspection copy, simply sign into your Kortext account, tap on the **Inventory** tab that has been circled below, and then select **Search Kortext** from the drop down menu.



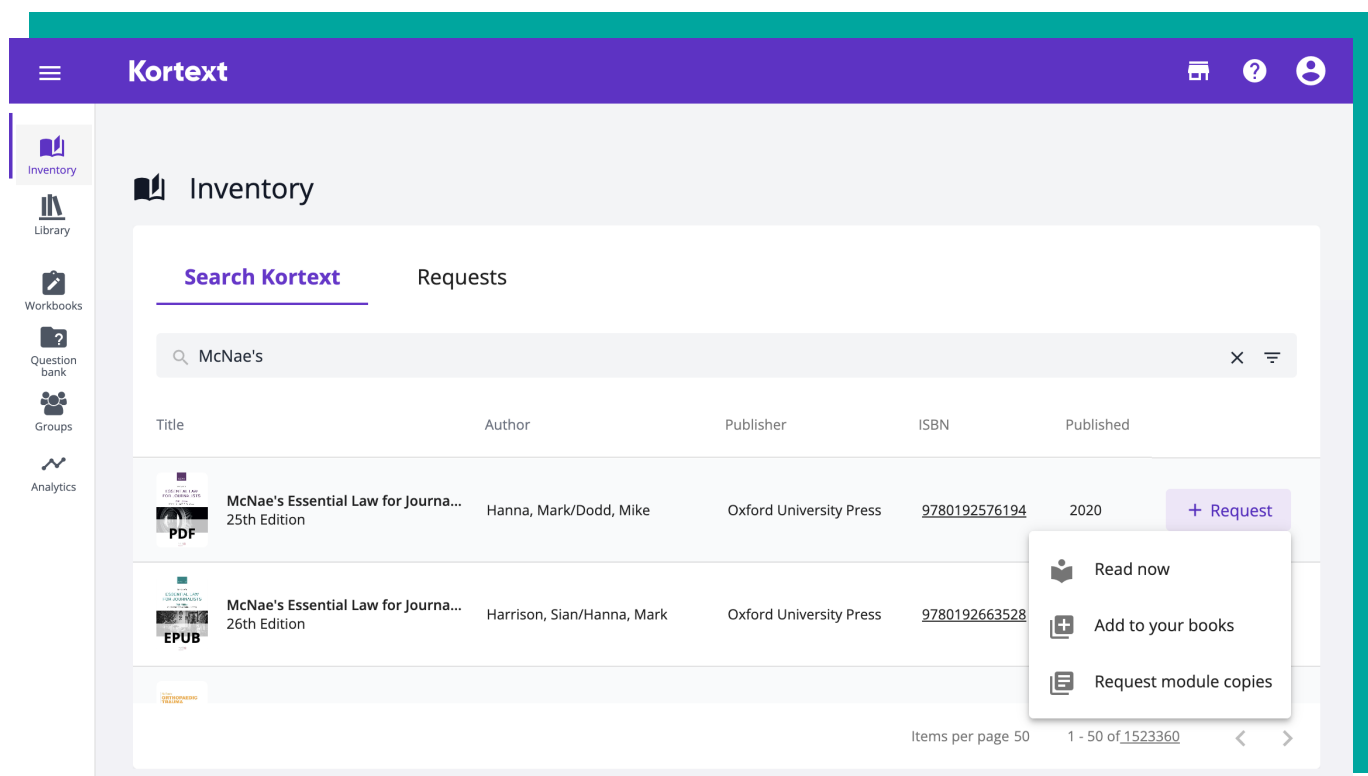
Once you've tapped on **Search Kortext**, you'll be taken to the inventory, which will allow you to search the entire Kortext Inventory.



Simply enter a book title, author, or ISBN number into the search bar to begin your search.

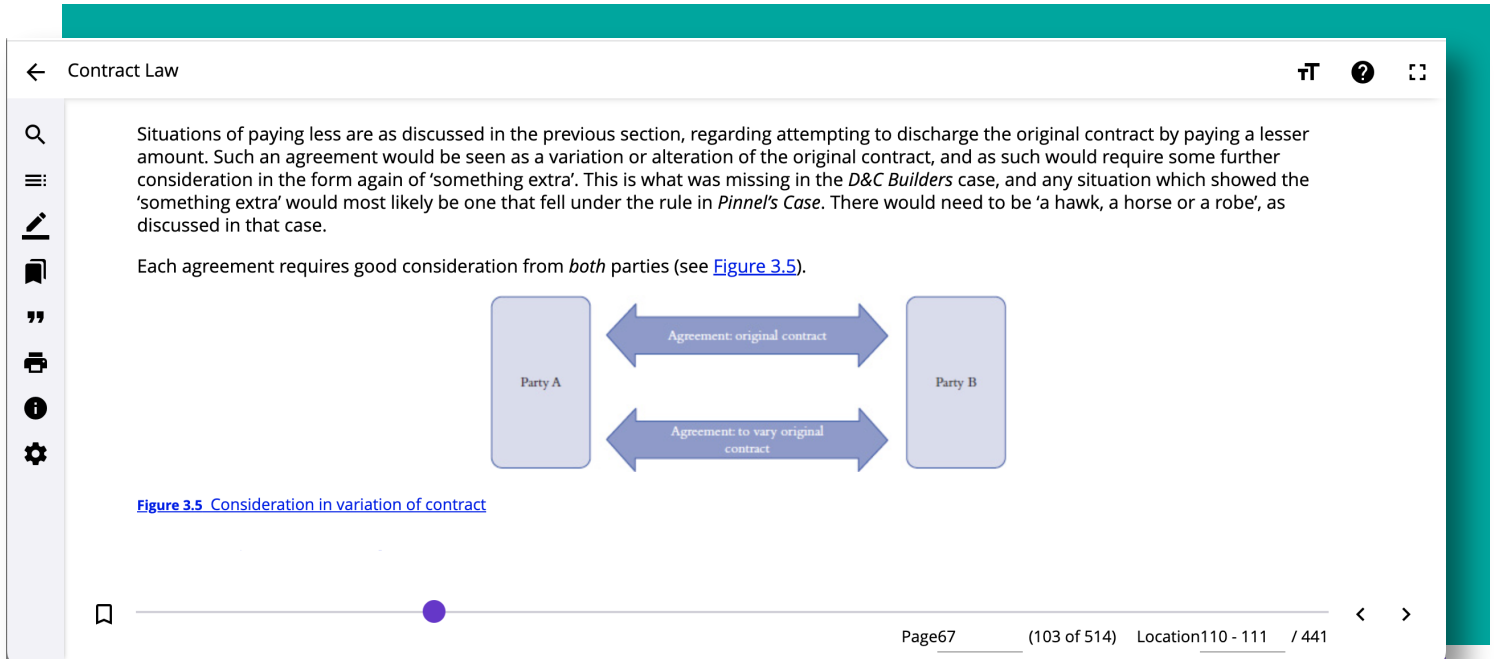


By tapping on the book title you're interested in, you'll be able to see the information about the book selected. If the book meets your needs, tap on **+ Request** to be presented with several options. Selecting **Add to your books** will add the inspection copy to your bookshelf.

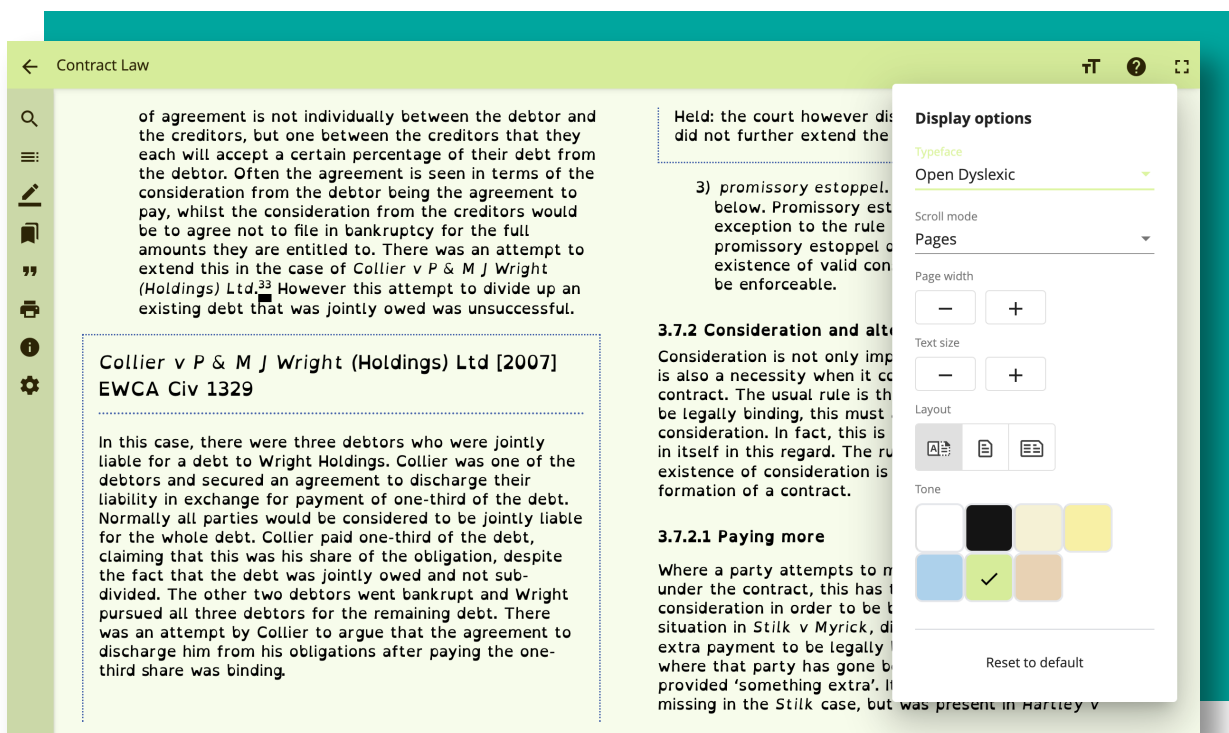


The eReader

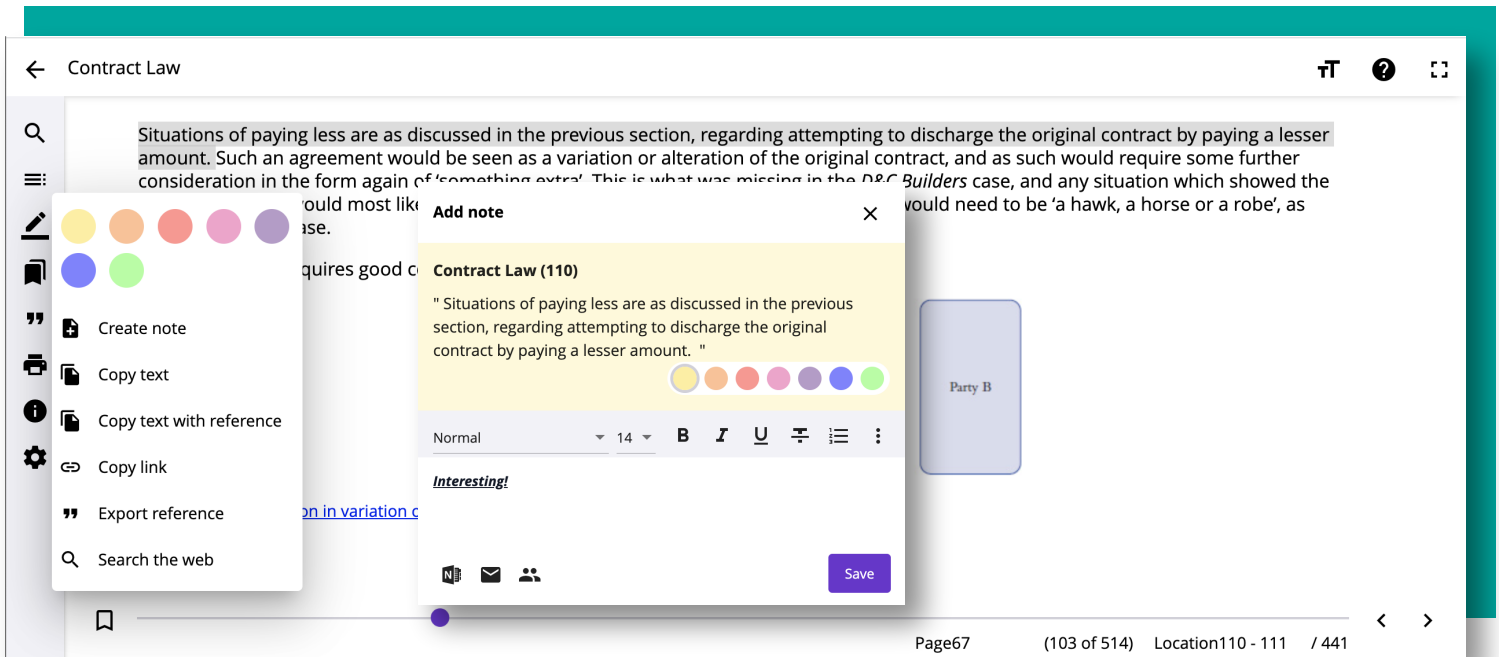
Studying has never been easier with instant access to our vast array of interactive study tools to enhance the learning experience. Students can make notes, search texts, export references, collaborate with peers and more through the Kortext eReader.



Our eReader also includes gold-standard accessibility features, with options to alter font type and size, page colour and more all within our interactive eTextbooks enabling all users to personalise their learning experience.



Smart study tools



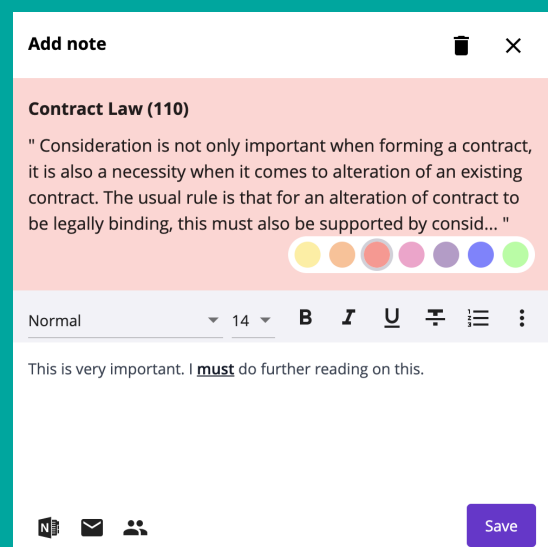
Within the eReader, users will have access to Kortext's range of smart study tools, including: highlighting, rich text annotations, reference exports and more.

Students using our notes feature will also benefit from our rich text editor, enabling them to bold, underline and italicise their notes and enhance them with links to web pages, images and videos. Students can also share notes with classmates via email and Microsoft Teams.

Student friendly study tip – colour coding notes!

When introducing the platform to your students, encourage them to colour code their study notes.

For example, when making notes on key points, suggest that they highlight in **red**. You could also suggest highlighting important information in **yellow** and then switching the colour to **green** once they're confident with the topic.



Analytics

With our analytics dashboard, you can see study patterns, student behaviours and content usage. The data allows you as an academic or course leader to better understand how your students learn and what you can do to keep them engaged.

Dashboard elements

There are four main elements to the Analytics dashboard. The first element is the top ribbon that contains the Enrolment Period, Report Pages and Settings. The second and third elements are the Bookmarks and Filters panels which can be expanded and collapsed, and the fourth is the analytics dashboard which houses the data - depending on which report page you've selected.

The screenshot displays the Kortext Analytics dashboard interface. At the top, there's a purple header with the Kortext logo and navigation icons for STORE, help, and settings. Below the header, the dashboard is divided into several sections:

- Enrolment Period:** Shows the date range 01/08/2021 - 31/07/2022 with navigation buttons for PREVIOUS and NEXT.
- Report Pages:** A dropdown menu currently showing 'Summary'.
- Active Filters:** A section for filtering data, currently set to 'Module'.
- Usage Overview:** A central area with six key metrics:
 - Total Users: 21
 - Registration Rate: 100%
 - Activity Rate: 100%
 - Top Module: 2021_AAH015
 - Top Title: Lifespan Development
 - Top Chapter: Chapter 1 Basic Concepts and Methods
- User Data:** A table listing individual students with columns for Student ID, Study Session, Registered status, and Last Session date.
- Module Summar:** A table showing performance metrics for different modules:

Module Code	Total Users	Reg Rate	Activity Rate
2021_AAH001	17	100.00 %	94.12 %
2021_AAH002	12	100.00 %	100.00 %
2021_AAH003	11	100.00 %	100.00 %
2021_AAH004	13	100.00 %	92.31 %
2021_AAH005	15	100.00 %	100.00 %
- Book Data:** A table showing usage statistics for various books:

Book	Study Time (Hrs)	Pages Accessed	Annotations	Searches	Citations	Prints &
Biomechanical Basis of Human Movement	1.50	379		10		2
Introduction to Human Anatomy and Physiology	1.77	405	1	2		
Introduction to the Human Body	0.27	52				
Lifespan Development	22.44	3,201	27	24		8
Total	25.98	4,037	28	36		8

Custom view settings

Before diving deeper into the Analytics dashboard, you should know that via settings, you can change the colour scheme of the visualisations should you need to.

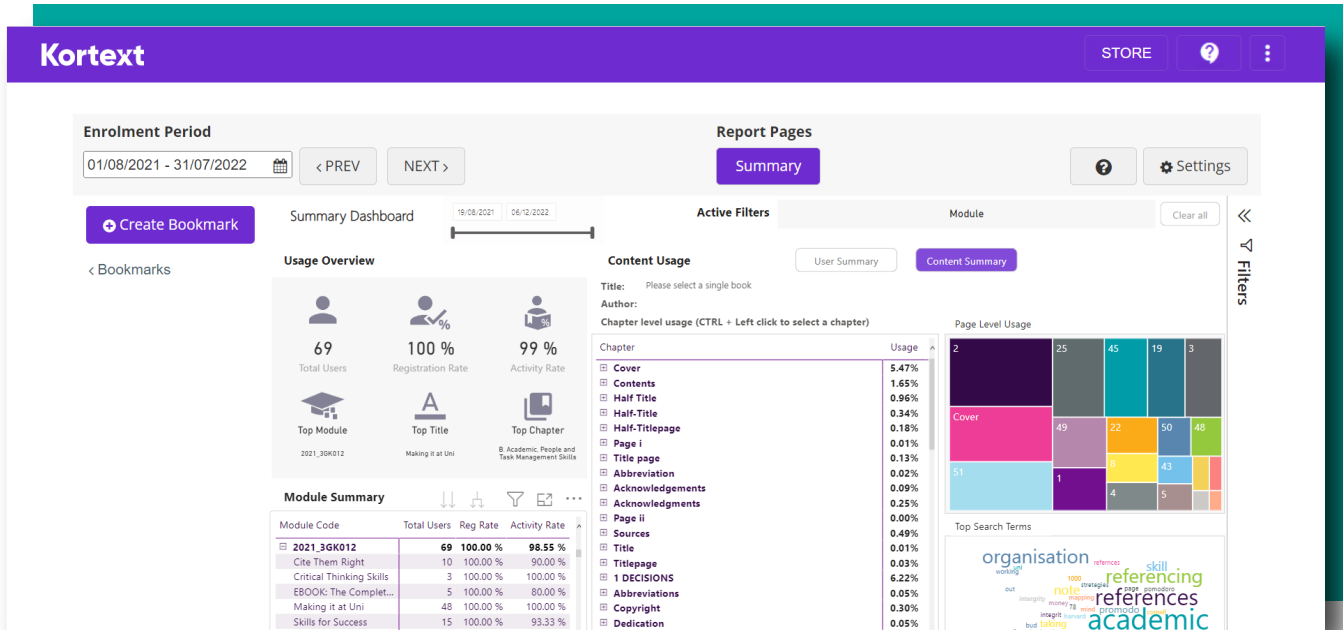
Default is the Kortext standard colour scheme and CVD Friendly will change the default scheme to one that is accessible for users with Colour Vision Deficiency.

The screenshot shows a settings menu with a 'Settings' button. A dropdown menu is open, showing two options: 'Default' and 'CVD Friendly'. The 'CVD Friendly' option is selected with a blue radio button. A 'Change' button is visible at the bottom of the dropdown.

Reports

Summary Report

The Summary Report is a high level overview of student engagement on the books on your modules via the Kortext Arcturus platform. The report contains a summary of student enrolment and engagement, which shows how students have engaged with their module books via the platform.

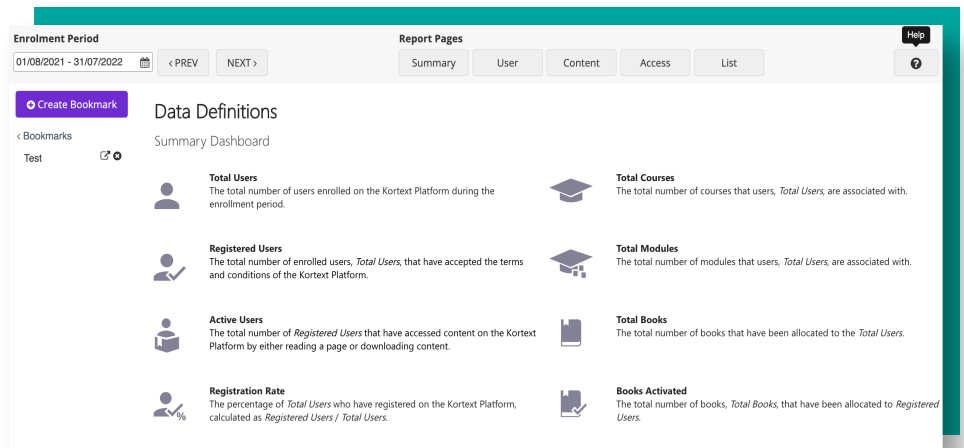


Content Report

The Content Report details how students have used their module content on the platform. Usage can be seen down to chapter level. Usage can also be seen by page and with a word cloud of every search term.

Data Definitions

The Data Definitions section contains definitions and explanations for each data point and measurement used in the Kortext Analytics Dashboards.



You can find them by clicking on the question mark in the top right ribbon.

Kortext

For help, please visit:

support.kortext.com